



**2017**

**2018-041**

**2018 03**

)

(







.....	9
.....	13
.....	16
.....	45
.....	72
.....	81
.....	81
.....	82
.....	89
.....	95
.....	100
.....	225



---


			300130
			Nexgo Inc.
			Nexgo
			17A
			518040
			17A
			518040
			www.nexgo.com.cn
			xgd-zqb@nexgo.com.cn



/	0.2709
---	--------

	194,976,650.30	310,271,149.48	243,784,402.02	487,881,337.37
	5,561,755.68	25,546,941.54	16,127,134.20	24,698,025.47
	885,384.35	27,340,962.29	4,656,651.93	16,355,635.21
	-77,204,412.27	3,606,019.25	-16,278,570.24	136,970,845.01

1

2

	2017	2016	2015	
	846,302.01	29,506,667.11	21,431.76	
	24,419,855.79	13,941,042.94	7,293,367.20	

	802,801.37			
	-146,373.42	453,710.96	3,034,202.75	
	-1,113,121.29	537,511.92	-244,476.12	
	2,108,143.71	138,401.71	544,614.51	
	6,097.64	16,628.19	79,267.61	
	22,695,223.11	44,283,903.03	9,480,643.47	--

1

1

1

2017				POS			
	POS						
		POS	POS	POS	POS	POS	MPOS
			2017		123,691.35	9.80%	9,497.68
	60.90%	9,345.49		30.81%		7,193.39	
48.26%							
2017							POS
2017							
	100%	3,296					
		389,430.46		39.24%			
				199,869.96		37.35%	

**1**

	3.04%
	19.44%
	2017
	94.42%
	340.30%,
	53.53%
	134.54%

---

	100%
	63.74%
	57.48%
	100%
	42.03%
	33.79%
	42,577.72%

**2**

2001

POS

IT



2017

POS

POS

POS

POS

POS

POS

POS

MPOS

2017

123,691.35

9.80%

1.97%

9.31%

19.09%

44.82

9,345.49

30.81%

7,193.17

50.15%

1

2017

POS

POS

2017

POS

2017

5.87%

26

7,300

7,300

7.60%

POS

POS

2

2017

KYC Know Your Customer

360

2017

2017

9,253.51

3.22%

4,643.39

4.58%

3  
2017

2017

2018

2017

2017

11,407.86

13.71%

2,346.29

5.20%

2017

2017

80%

2017

OKR

□ È+O x1Ñ\*6 éM' J2#F"" Â □ Èà a Â 2,346.29

1

2

1

1

5

9

LED

10

	2017		2016		
	1,236,913,539.17	100%	1,126,545,907.37	100%	9.80%
	1,012,304,152.19	81.84%	979,163,843.21	86.91%	3.38%
	111,246,749.62	8.99%	100,324,342.54	8.91%	10.89%
	87,679,462.41	7.09%	30,729,837.68	2.73%	185.32%
	25,683,174.95	2.08%	16,327,883.94	1.45%	57.30%
	977,165,534.35	79.00%	941,266,455.50	83.55%	3.81%
	111,246,749.62	8.99%	100,324,342.54	8.91%	10.89%
	87,679,462.41	7.09%	30,729,837.68	2.73%	185.32%
POS	3,563,527.77	0.29%	9,593,145.05	0.85%	-62.85%
	167,586.65	0.01%	983,447.53	0.09%	-82.96%
	31,407,503.42	2.54%	28,304,242.66	2.51%	10.96%
	25,683,174.95	2.08%	15,344,436.41	1.36%	67.38%

	1,153,980,823.56	93.31%	999,886,549.78	88.76%	15.41%
	82,932,715.61	6.69%	126,659,357.59	11.24%	

**2****10%**

			8,862,133	3,567,651	148.40%
			8,957,632	3,555,310	151.95%
			319,635	224,136	42.61%
			388,731	337,141	15.30%
			418,159	360,877	15.87%
			73,992	44,564	66.04%

30%

1. 30% POS , 2017 2016 POS  
156%;
2. 30% POS 2017 2016 POS  
157%
3. 30% 2018 1
4. 30% 2018 1

**4****5**

		2017		2016		
		608,873,531.75	91.96%	523,306,542.59	91.70%	16.35%
		35,025,456.53	5.29%	31,215,777.40	5.47%	12.20%
		18,207,940.54	2.75%	16,150,027.43	2.83%	12.74%
		662,106,928.82	100.00%	570,672,347.43	100.00%	16.02%
		51,292,403.02	93.44%	45,570,681.4	91.13%	12.56%
		1,784,035.85	3.25%	1,734,279.23	5.40%	2.87%
		1,816,971.90	3.31%	2,700,278.52	3.47%	-32.28%
		54,893,410.77	100.00%	50,005,239.19	100.00%	9.78%

**6**



1		57,424,590.84	8.56%
2		56,745,474.68	8.46%
3		30,080,081.47	4.49%
4		27,817,049.63	4.15%
5		23,499,550.58	3.50%
	--	195,566,747.20	29.16%

## 3

	2017	2016		
	113,547,239.45	125,210,095.85	-9.31%	
	261,442,895.38	266,694,943.29	-1.97%	
	28,638,650.76	35,396,458.11	-19.09%	

## 4

POS

1.55

12.52%

	2017	2016	2015
	475	357	523
	25.66%	23.59%	31.26%
	154,873,998.17	148,932,441.36	131,493,087.64
	12.52%	13.22%	13.45%
	0.00	0.00	0.00
	0.00%	0.00%	0.00%
	0.00%	0.00%	0.00%

5

	2017	2016	
	1,286,654,156.59	1,497,032,043.43	-14.05%
	1,239,560,274.84	1,240,720,125.44	-0.09%
	47,093,881.75	256,311,917.99	-81.63%
	524,944,034.95	155,874,954.47	236.77%
	1,295,100,293.92	733,562,796.55	76.55%
	-770,156,258.97	-577,687,842.08	-33.32%
	1,372,146,234.20	879,129,065.23	56.08%
	118,035,440.81	407,913,966.85	-71.06%
	1,254,110,793.39	471,215,098.38	166.14%
	530,980,933.62	149,810,736.05	254.43%

1. 81.63%
2. 236.77%
3. 76.55%
4. 33.32%
5. 56.08%
6. 71.06%
7. 166.14%
8. 254.43%

47,093,881.75

71,931,659.83



3

4

2015

( )

2015 12

29

2016 1 15 2016

2015 12 30

2015-145

1

442,212,475.37	1,000,000,000.00	-55.78%

2

3

4

5

1

--	--	--	--	--	--	--	--	--	--	--

2010		64,633.49	3,364.66	68,238.99	0	0	0.00%	0		0
2017		44,462	44,516.69	44,516.69	0	0	0.00%	0		0
	--	109,095.49	47,881.35	112,755.68	0	0	0.00%	0	--	0
1.2010 10 8 [2010]1292										
				A	1,600		1			43.33
2010 10 13				69,328.00			46,945,065.67			
646,334,934.33				236,170,000.00						
410,164,934.33		2017 12 31					68,238.99			
2.2017 10 27 2017 1146										
18.22										
2,500		45,550					1,088			44,462
2017 10 25										
									100%	
35,000		2017 10 26					35,000			
2017 12 31				641,314.34			445,166,941.60			94,372.74

## 2

	( )	(1)	(2)	(3) (2)/(1)					
1.		2,690	2,690	1,967.88	73.16%	2012 12 10			
2.		5,621	5,621	3,041.83	54.12%				
3.		15,306	15,306	16,001.82	104.55%	2016 06 30	270.13		
4.				3,952.77					
5.	100%	44,462	44,462	44,516.69	100.12%	2016	4,643.39		

---

							08	15			
	--	68,079	68,079	44,516.69	69,480.99	--	--	4,913.52	--		





			2,500		12,806		
				2017	10	31	
				2017-125			
	1	2012	4	26	2011		
					2011		1,475.71
							1,475.71
					2012	5	2
					2012	5	3
	2	2012	8	9			



4.		25,684.61	3,364.66	24,874.69	96.85%	2016 06 30	453.3		
	--	40,990.61	3,364.66	42,876.51	--	--	723.43	--	--
( )		1							
		2012 3 31							
		2012 4 26 2011							
		15,306 2,500							
		12,806							
		1,475.71							
		2							
		2							
		2012 8 27 2012							
		1							
		3							
		20%							
		4%							
		2016 9 1							
		2,860 2,360							

	2,360
	4 2017 10 31 2017-125
( )	

**1**

		2017 12 27	410	-425.92	3	0.66%							2017 11 14	

														2017-1 33
		2018 03 14	50,000	357.65		0.00%						2017 12 31	2017 11 14	2017-1 32

2

		2018 03 14	50,000	357.65		0.00%					2017	2017 11 14		

											12	31		
														2017-13 2

10%

			10,000,000	188,918,536. 16	87,267,338.5 7	82,886,153.5 0	77,025,032.5 3	77,025,032.5 3	
			31,332,600	142,413,334. 24	109,671,533. 81	114,078,557. 36	26,651,077.1 9	23,462,874.5 4	
			5,000,000	97,967,959.6 7	83,545,029.0 6	92,535,050.4 3	53,912,476.7 0	46,433,922.9 4	

			* 30%6N				47.44	

|

1

1

2015

2016

CIPS

2015 7 31

176

CIPS

CIPS

CIPS

19

2 2017

2018 3 5

2017

1

2017

66.93

9.27%

61.05

7.87%

5.88

26.35%

91.22%

4.84

8.35%

0.39

25.82%

2		2017				2,592.60	POS	3,118.86
ATM	96.06		525.40	665.36	3.64		POS	225.56
	26.04%	ATM	6.95	3.06%				
	2017	POS		214				POS
							POS	
POS		POS		POS			POS	
				NFC			POS	
3		2017		1494.31		761.65		29.41%
2.67%	4.09	2.09		96.41		67.92		7.95% 11.99%
	173.17	65.07		3.78% 0.65%		586.27	68.67	
52.96%	21.54%	638.46	559.99			31.17% 3.20%		48.71%
	0.24		1.03		2,419.20			
				1.60				

143.26

74.95%

6.67

182.87

7 2017 248 65

3  
1 POS 2017 2018-2020  
12.2% 2020 7,260 30.9%  
20% 2020 2018  
POS POS POS POS POS APP  
POS POS POS POS POS  
POS POS + +  
+ POS POS POS POS  
POS POS POS  
2 2017 296 2018 4 1

3 POS POS

4 POS





4

5

3

2016

2017

IT

+

1

2

2018

3

4

4  
2018  
  
2018  
1  
2018

2  
2017

2018

2018

3

3½ G' P\_¼Q\_±\$À`\$, 'x Ì L - Ö Ó'Ý½ ñ‡ - Ä#@ƆCQÑ°@£,¶Q£ã APXÄ;Ðyĩ+O(Ë)

2018

3

4

2017

5

6  
2015 6 10

5,000  
5% 2016 6 22  
[2016]551 2017 5

7 100%

2015 15%

8 100%  
100%

**1**

2017 05 19			2017 5 19
2017 11 28			2017 11 28



							40	
	2017	12	31				265,486,700	
10		1.5		3,982.3005	2017	12	31	265,486,700
			10	8				212,389,360

3

1.2015	4	30	2014	2014	114,300,000		
		10	0.5	2014	12	31	114,300,000
		10	10	114,300,000	228,600,000		
2.2016	5	11	2015	2015	231,021,360		
		10	0.5	2015			
3.2017	5	9	2016	2016	235,481,280		
		10	0.60	1,412.88768	2016		

2017	39,823,005.00	71,933,856.89	55.36%	0.00	0.00%
2016	14,128,876.80	139,021,692.71	10.16%	0.00	0.00%
2015	11,551,068.00	85,495,853.97	13.51%	0.00	0.00%

1

				2010	09
				30	30
					2010
					9
					9999
					12
					31

			5%			
			1			
			2			
			3			

	;		( )	2010 09 30	2010 9 30 9999 12 31	
	;		5%	2010 09 30	2010 9 30 9999 12 31	
	;			2010 09 30	2010 9 30 9999 12 31	

			3			
	;		12	2017 10 27	2017 10 27 2018 10 27	
	;			2017 10 27	2017 10 27 9999	

				27	12 31	
	;					
	;					
	;					

			2016			
--	--	--	------	--	--	--

---

--	--	--	--	--	--	--

---

--	--	--	--	--	--	--


2

100%	2015 01 01	2017 12 31	3,042	2,320.81		2015 05 14	2015 4 14 <a href="http://www.cinfo.com.cn">http://www.cinfo.com.cn</a> 100% 2015-060
100%	2016 01 01	2018 12 31	5,000	4,525.13		2016 05 10	2016 5 10 <a href="http://www.cinfo.com.cn">http://www.cinfo.com.cn</a> 2016-062

1

2015 5 13

100%

2015 5 29

2.52

2015

100%

2015

1,800

2016

2,340

2017

3,042

5.3

5.3.2

2

2016 5 9

2016 5 25 2016

100%

2016

50,000

100%

2016

4,000

2017


5,000

2018

6,000

- 1
- 2
- 3
- 4

NEXGO



	95
8	
1	

1,000

( )			( )	( )	( )		
			2017 7 3				2017 8 25
	7.33		2016 0103 12925 2017 12 6	-		2017 08 25	2017 2017-097

			2017 01 9504				
--	--	--	--------------------	--	--	--	--

--	--	--





WCE: 0850 WCE AXI #30 DC845

---


**1**

**2**

**3**

**4**

5

1

1

2

3

2

1


	2017 04 18	220,000	2017 12 14	2,000		2017 12 14 2018 12 14		
	2017 04 18	220,000	2017 12 29	8,000		2017 12 29 2018 12 28		
	2017 04 18	5,000	2017 12 29	2,000		2017 12 29 2018 12 27		
	2017 04 18	6,000	2016 3 24	1,600		2016 3 24 2017 3 24		
	2017 04 18	220,000	2017 07 06	7,000		2017 7 6 2018 5 28		
	2017 04 18	220,000	2017 12 14	8,000		2017 12 14 2018 12 13		
B1			244,000		B2			30,893.22
B3			69,171		B4			30,893.22
A1+B1+C1			244,000		A2+B2+C2			30,893.22
A3+B3+C3			69,171		A4+B4+C4			30,893.22
A4+B4+C4								15.46%
D								0

E	70%	0
	50% F	0
	D+E+F	0

2

3

1

		2,000	0	0
		2,000	2,000	0
		4,000	2,000	0




			2,000		2017 10 27	2018 04 30			3.55%	35.79		00		0		

								=							<a href="http://www.cninfo.com.cn">http://www.cninfo.com.cn</a>
								×							n2017
								×							10
								÷365							25
															2017-120



---

	4,000	--	--	--	--	--	--	60.42	24.63	--	0	--	--	--
--	-------	----	----	----	----	----	----	-------	-------	----	---	----	----	----

**2**

**4**

**1**





			25,666,006	0	0	-2,745,750	22,920,250	104,432,546	39.34%
			0	0	0	0	0	0	0.00%
			0	0	0	0	0	0	0.00%
3	81,512,296	34.62%	25,666,006	0	0	-2,745,750	22,920,250	104,432,546	39.34%
	0	0.00%	0	0	0	0	0	0	0.00%
	81,512,296	34.62%	666,000	0	0	-2,745,750	-2,079,750	79,432,546	29.92%
4	0	0.00%	0	0	0	0	0	0	0.00%
	0	0.00%	0	0	0	0	0	0	0.00%
	0	0.00%	0	0	0	0	0	0	0.00%
	153,968,984	65.38%	4,339,420	0	0	2,745,750	7,085,170	161,054,154	60.66%
1	153,968,984	65.38%	4,339,420	0	0	2,745,750	7,085,170	161,054,154	60.66%
2	0	0.00%	0	0	0	0	0	0	

25,000,000

2017 10 20

2017 10 27

30,005,420

2017

0.29

2018 2 28

265,501,200

0.2709

0.31

21.82%

2

	57,480,000	0				

	654,225	0	144,000	798,225		2019
	137,250	0	90,000	227,250		2019
	118,125	0	72,000	190,125		2019
	7,501	0	7,500	15,001		2019
	750	0	0	750		2019
215	0	0	12,499,781	12,499,781		2018-10-27
156	0	0	7,497,475	7,497,475		2018-10-27
28	0	0	5,002,744	5,002,744		2018-10-27
	78,759,046	0	25,673,500	104,432,546	--	--

1

A	2017 10 20	18.22	25,000,000	2017 10 27	25,000,000	






3

1

04D 165 9 Tf3

	13,008		11,786		9		0		9		0
		5%		10							

		3.20%	8,497,000		0		
156		2.82%	7,497,475	7,497,475	7,497,475	0	
28		1.88%	5,002,744	5,002,744	5,002,744	0	
LOF		1.45%	3,839,335		0	3,839,335	
		1.32%	3,513,654		0	3,513,654	
10 4							
			10				

		2,172,900		2,172,900
10				
10	10			
	5			

10

10

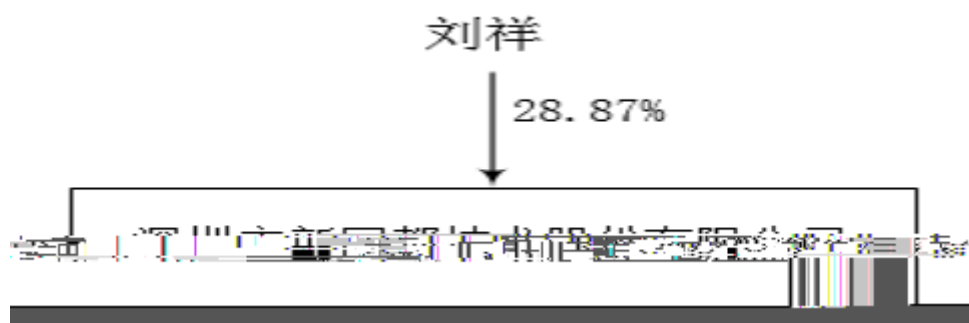
10

10

**2**


**3**

10		



4 10%

5



			2008 51 04 23	2020 05 15	76,640,00 0	0	0	0	76,640,00 0
			2008 47 04 23	2020 05 15	25,405,76 0	0	0	0	25,405,76 0
			2008 55 04 23	2020 05 15	862,500	0	0	240,000	1,102,500
			2008 49 04 23	2020 05 15	880,000	0	0	240,000	1,120,000
			2008 45 04 23	2020 05 15	1,000	0	0	0	1,000

2014

64

					05 10	05 15						
					2008 49 04 23	2020 05 15	872,300	0	38,900	192,000	1,025,400	
					2017 33 05 15	2020 05 15	0	0	0	0	0	
					2012 51 02 17	2020 05 15	183,000	0	0	120,000	303,000	
					2016 40 04 25	2020 05 15	157,500	0	0	96,000	253,500	
					2016 50 04 25	2020 05 15	10,001	10,000	0	0	20,001	
					2017 47 05 15	2020 05 15	0	0	0	0	0	
					2008 60 04 23	2017 05 09	1,360,000	0	1,350,000	0	10,000	
					2008 42 04 23	2017 05 09	2,172,900	0	0	0	2,172,900	
					2008 42 04 21	2017 05 09	2,000	7,900	0	0	9,900	
					2014 36 10 22	2017 05 15	136,100	0	186,100	80,000	30,000	
	--	--	--	--	--	--	108,683,061	17,900	1,575,000	968,000	108,093,961	

					2017 05 09							

			2017 05 09	
			2017 05 09	
			2017 05 15	

1

51

2001

47

MBA

55

49

45

2017 5

64

46

44

2017

4

2

30

37

39

3

51

49

33

2011

40

50

47

			2017 05 02	2020 05 15	
			2014 05 05	2020 05 15	
			2000 01 08	2020 05 15	
			2017 04 03	2020 05 15	

	2017
747.06	

2017

2017

--	--	--	--	--	--	--



---

		120,000	120,000	7.476	23.86	0	0	0	0	0
--	--	---------	---------	-------	-------	---	---	---	---	---



**3**

2017	232	206	/	26	4207
93.2	2016				

**4**

1

2

3

8

3

4

3

2

**1**

2016		46.05%	2017 05 09	2017 05 09	2016 2017-061
2017		45.34%	2017 05 24	2017 05 24	2017 2017-076
2017		44.66%	2017 11 17	2017 11 17	2017 2017-138
2017		43.68%	2017 12 07	2017 12 07	2017 2017-152

**2****1**

	17	14	2	1	0		4
	17	16	1	0	0		4
	17	14	3	0	0		4

2

3

1

M5		KPI	2017 KPI	70%
		360		30%

2017 12 25 -28  
 360 2017 12 27  
 360 2017 12 27 -2018 1 2  
 KPI 2018 1 19-20  
 2018 1 23 -24  
 2018 1 25 -2 1

2

1

2

	2018 03 22	
	2017	
		100.00%
		100.00%
	0.25%	
	0.5%	
	0.25% > 0.05%	500
	0.5% > 0.1%	500 > 100
	<0.05%	<100
	<0.1%	
		0
		0
		0
		0

---

2017 12 31	
	2018 03 20

2016	16	112379	2016 04 15	2019 04 15	40,000	5.60%	
		4 14 2016	2017 4 17 5.6 ( )/		2017 4 7	2016 4 15 2017-025	2017

			42 101				021-68800201



2012 2012111099

1. 4 15 1  
2019 4 15 1  
2.

42,497.27 2017 12 31 112,024.33

1.

2.

3.

3

4.

5.

6.

2015 12 1

2015

12 17

1)

2)

3)

4)

1  
3.8  
2  
  
3  
4  
5  
6

2

	2017	2016	
	16,112.9	20,503.29	-21.41%
	194.77%	133.00%	61.77%
	48.12%	47.21%	0.91%
	174.39%	113.55%	60.84%
EBITDA	8.60%	15.53%	-6.93%
	3.82	4.52	-15.49%
	2.79	13.32	-79.05%
EBITDA	4.86	5.34	-8.99%
	100.00%	100.00%	0.00%
	100.00%	100.00%	0.00%

30%

1 62%  
2 60.84%

3

79.05%

2,000

170,171  
1,600

96,403.22

2017 5 27

2016 4 15

2017

AA+  
2017 10 26

AA-  
AA+ AAA

2017 11 3

2016

AA+ AAA  
AA+ AAA

AAA

AA

AA

AAA

	2018 03 20
	[2018]003254

[2018]003254

( )

2017 12 31

2017

2017 12 31

2017

1.

2.

3.

4.

1.

8                      2017   12   31

261,786,122.30

9,342,593.30

2.

1

2

3

4

2017

5

6

2017 12 31

1.

9

12

2017 11 13

25%

5

, 2017 12 31

2.

1

2

3

4

5

1.

15

2017 12 31

603,758,411.05

2.

1

2

3

4

5

6

7

8

9

10                    2017 12 31

1.

36

2

3

4

5

6

7

2017





( )

•

1

2017 12 31

	1,120,243,314.79	576,199,962.02

	60,493,617.42	13,739,046.00
	424,972,668.13	276,804,932.95
	12,336,612.33	7,601,070.22
	1,016,406.63	433,364.32
	9,000,000.00	
	15,005,969.17	41,379,188.48
	252,443,529.00	160,305,351.77
	489,269,960.76	

	352,027,161.61	824,850.00
	1,480,952,704.47	1,700,180,041.27
	3,894,304,556.05	2,796,758,012.45
	674,032,183.33	17,179,084.73
	129,311,591.65	106,689,862.32
	272,799,255.73	134,052,156.18
	17,011,665.74	24,525,312.58
	17,629,444.02	34,508,849.66
	28,175,192.47	19,167,347.26
	17,369,176.46	16,177,777.81
	22,773,414.57	452,219,715.36
	60,000,000.00	20,000,000.00
	1,239,101,923.97	824,520,105.90
	210,000,000.00	70,000,000.00
	398,330,615.41	397,154,334.33

	21,757,320.76	21,780,287.15
	4,854,817.31	6,982,456.05
	634,942,753.48	495,917,077.53
	1,874,044,677.45	1,320,437,183.43
	265,446,380.00	235,434,080.00
	1,132,954,181.74	667,676,162.93
	-9,690,994.36	-119,750.39
	48,695,781.99	25,650,332.28
	561,294,229.19	526,534,530.51
	1,998,699,578.56	1,455,175,355.33
	21,560,300.04	21,145,473.69
	2,020,259,878.60	1,476,320,829.02
	3,894,304,556.05	2,796,758,012.45

		4,681,069.00
	49,459,435.51	110,402,681.80
	2,240,171.96	998,430.00
		2,652.05
	9,000,000.00	
	47,120,119.52	42,661,909.49
	233,876.25	
	489,269,960.76	
	5,283,028.80	9,348,591.10
	1,175,345,859.64	344,694,540.12
	50,000,000.00	50,000,000.00
	11,145,918.82	6,720,595.75
	1,876,273,539.18	2,365,747,142.15
	23,625,743.88	21,761,591.70
	3,369,115.59	2,053,309.88
	1,572,139.12	3,149,397.17
	350,279,031.00	824,850.00
	2,316,265,487.59	2,450,256,886.65
	3,491,611,347.23	2,794,951,426.77
	409,100,000.03	

	21,829,991.12	224,132,402.38
	5,575,750.96	9,751,509.25
	309,818.00	8,740,671.18
	912,700.93	1,629,481.88
	17,178,380.63	16,177,777.81
	560,650,245.68	936,644,682.84
	60,000,000.00	20,000,000.00
	1,075,556,887.35	1,217,076,525.34
	210,000,000.00	70,000,000.00
	398,330,615.41	397,154,334.33
	15,753,628.13	20,455,287.15
	624,084,243.54	487,609,621.48
	1,699,641,130.89	1,704,686,146.82
	265,446,380.00	235,434,080.00

	1,131,649,287.87	666,371,268.52
	-9,628,574.80	282,596.85
	48,695,781.99	25,650,332.28
	355,807,341.28	162,527,002.30
	1,791,970,216.34	1,090,265,279.95
	3,491,611,347.23	2,794,951,426.77

## 3

	1,236,913,539.17	1,126,545,907.37
	1,236,913,539.17	1,126,545,907.37
	1,205,706,372.58	1,113,668,738.40
	758,368,608.25	636,671,852.53
	13,734,254.04	12,791,119.89

	-685,771.41	15,762,405.16
-		
-	777,584.50	
	62,543,851.26	
	94,976,826.62	59,028,129.29
	346,674.93	76,959,573.09
	1,868,646.44	927,071.46
	93,454,855.11	135,060,630.92
	21,523,195.28	-9,247,344.22
	71,931,659.83	144,307,975.14
	73,772,314.73	144,307,975.14
	71,933,856.89	139,021,692.71
	-2,197.06	5,286,282.43
	-9,571,243.97	-32,012.97
	-9,571,243.97	-32,012.97
1.		

4.		
5.	339,927.68	-314,609.82
6.		
	62,360,415.86	144,275,962.17
	62,362,612.92	138,989,679.74
	-2,197.06	5,286,282.43
	0.29	0.60
	0.29	0.60
	0.00	0.00



5

	1,216,282,840.09	1,417,276,532.69
	41,347,328.81	61,988,659.29
	29,023,987.69	17,766,851.45
	1,286,654,156.59	1,497,032,043.43
	758,072,466.34	802,666,768.59
	245,959,207.51	220,330,174.63
	87,076,576.76	111,587,328.04
	148,452,024.23	106,135,854.18
	1,239,560,274.84	1,240,720,125.44
	47,093,881.75	256,311,917.99

	24,193,626.58	
	14,245,301.37	
	1,350,030.00	
		43,999,865.42
	485,155,077.00	111,875,089.05
	524,944,034.95	155,874,954.47
	43,640,094.02	35,268,748.23
	751,460,199.90	550,000,000.00
		90,794,048.32
	500,000,000.00	57,500,000.00
	1,295,100,293.92	733,562,796.55
	-770,156,258.97	-577,687,842.08
	483,346,367.98	45,249,845.20
	400,000.00	12,000,000.00
	869,629,418.50	792,000,000.00
	19,170,447.72	41,879,220.03
	1,372,146,234.20	879,129,065.23
	37,145,940.50	337,418,163.12
	48,092,151.10	33,017,461.08
	32,797,349.21	37,478,342.65
	118,035,440.81	407,913,966.85
	1,254,110,793.39	471,215,098.38
	-67,482.55	-28,438.24
	530,980,933.62	149,810,736.05

	538,633,929.22	388,823,193.17
	1,069,614,862.84	538,633,929.22

## 6

	214,098,438.48	635,716,135.42
	3,246.37	10,941,014.56
	1,036,351,437.31	857,073,541.68
	1,250,453,122.16	1,503,730,691.66
	292,901,800.73	530,258,986.24
	58,467,833.82	85,828,620.28
	399,938.77	17,502,717.10
	1,018,716,790.31	686,142,480.76
	1,370,486,363.63	1,319,732,804.38
	-120,033,241.47	183,997,887.28
	24,100,000.00	
	301,699,000.00	
	1,350,030.00	
		53,345,031.84
	460,000,000.00	10,034,904.11
	787,149,030.00	63,379,935.95
	5,657,042.42	4,733,417.93
	800,000,000.00	690,000,000.00
		125,200,000.00
	464,425,323.07	14,500,000.00
	1,270,082,365.49	834,433,417.93
	-482,933,335.49	-771,053,481.98


	235,43 4,080. 00				667,676 ,162.93		-119,75 0.39		25,650, 332.28		526,534 ,530.51	21,145, 473.69	1,476,3 20,829. 02
	30,012 ,300.0 0				465,278 ,018.81		-9,571,2 43.97		23,045, 449.71		34,759, 698.68	414,826 .35	543,939 ,049.58
							-9,571,2 43.97				71,933, 856.89	-2,197.0 6	62,360, 415.86
	30,012 ,300.0 0				465,278 ,018.81							417,023 .41	495,707 ,342.22
1	30,012 ,300.0 0				476,039 ,955.86							400,000 .00	506,452 ,255.86
2													
3													

1													
2													
	265,44				1,132,9		-9,690,9		48,695,		561,294	21,560,	2,020,2
	6,380.				54,181.		94.36		781.99		,229.19	300.04	59,878.
	00				74								60

	231,02				606,706		-87,737.		24,685,		400,028	3,834,6	1,266,1	
	1,360.				,549.26		42		764.62		,473.46	27.90	89,037.	
	00												82	

3					32,132, 488.47							24,563. 36	32,157, 051.83
4					-33,505, 775.87								-33,505, 775.87
								964,567 .66		-12,515, 635.66			-11,551, 068.00
1								964,567 .66		-964,56 7.66			
2													
3										-11,551, 068.00			-11,551, 068.00
4													
1													
2													
3													
4													
1													
2													
	235,43 4,080. 00				667,676 ,162.93		-119,75 0.39	25,650, 332.28		526,534 ,530.51	21,145, 473.69		1,476,3 20,829. 02

8


---

	235,434,			666,371,2	282,596.8	25,650,33	162,527	1,090,265
	080.00			68.52	5	2.28	,002.30	,279.95

3											
4											
1											
2											
	265,446, 380.00				1,131,649 ,287.87		-9,628,57 4.80		48,695,78 1.99	355,807 ,341.28	1,791,970 ,216.34

	231,021, 360.00				600,331,5 42.63				24,685,76 4.62	165,396 ,961.33	1,021,435 ,628.58	
	231,021, 360.00				600,331,5 42.63				24,685,76 4.62	165,396 ,961.33	1,021,435 ,628.58	
	4,412,72 0.00				66,039,72 5.89		282,596.8 5		964,567.6 6	-2,869,9 59.03	68,829,65 1.37	

4					-33,505,7 75.87							-33,505,7 75.87
									964,567.6 6	-12,515, 635.66	-11,551,0 68.00	
1									964,567.6 6	-964,56 7.66		
2										-11,551, 068.00	-11,551,0 68.00	
3												

2007	12	13	(2004)	159	
				2,500.00	
		4,000.00			86.00%
	14.00%	2007			

2009 6 22 ( ) 2.105%  
 2009 6 22  
 2009 7 15 ( )  
 120 ( ) 2009 8 10  
 (2009 12 )  
 2009 8 26  
 2009 T-10801  
 2.5263%  
 2009 9 27  
 120 900.00 484.02  
 20 10 50  
 20 2009 9 30  
 2009 9 30

	( )	
	2,115	44.5263%
	705	14.8421%
	705	14.8421%
	160	3.3684%
	100	2.1053%
	80	1.6842%
	60	1.2632%
	60	1.2632%
	60	1.2632%
	50	1.0526%
	50	1.0526%
	50	1.0526%
	50	1.0526%
	50	1.0526%
	50	1.0526%
	50	1.0526%
	50	1.0526%
	50	1.0526%
	40	0.8421%
	40	0.8421%
	40	0.8421%
	40	0.8421%
	40	0.8421%
	35	0.7368%

	30	0.6316%
	20	0.4211%
	20	0.4211%
	20	0.4211%
	20	0.4211%
	10	0.2105%
	4,750	100.0000%

## [2010]1292

2010 10 8 (A ) 1,600  
 1.00 43.33 2010 10 13 69,328.00  
 46,945,065.67 646,334,934.33

## [2010]124

2011 4 21 6,350 10 2  
 ( ) 10 8 5,080.00  
 11,430  
 2015 4 30 11,430 10  
 0.50 ( ) 10 10 22,860  
 2015 6 19 145

2,421,360

231,021,360

2016 4 18

141

2016 12 31

4,459,920

235,481,280

## [2017]1146

2017

9 29 2,500.00 1.00 18.22 2017 9 29  
 45,550.00 10,880,000.00 444,620,000.00

( ) A [2017]0027

2017 4 24 108

2017 12 31

5,005,420

265,486,700

2016 4 29

914403007311028524

2.

3.

POS

4.

(POS)

(POS)

5.

6.

2018 3 20

12

			%	%
			100.00	100.00
			96.32	96.32
			100.00	100.00
			100.00	100.00
			100.00	100.00
ExaDigm,Inc			100.00	100.00
			100.00	100.00
			100.00	100.00
			60.00	60.00
			100.00	100.00
			100.00	100.00
NEXGO			100.00	100.00

4

NEXGO	

1

15

2014

**2**

12

15

2014

**1**

**2**

1 1 12 31

**3**

1 1 12 31

**4**

**5**

1.

1)

2)

3)

4)

2. Td(2017)Tj/C6.78 Tf20.20A3C604D49D7086BC03B904D41C4531

(1)

(2)

1

2

A.

B.

C.

D.

(3)

(4)

**7**

1.

**9**

1.

2.

**10**

1.

2.

(1)

1

2

3

1

2

3

4



2

4.

5.

6.

(1)

(2)

(3)

(4)

(5)

(6)

(7)

(8)

1

50% 50%

20% 20%

50%

2

7.

1

2

**11**

**1**

	100

**2**


1	1	5.00%
		5.00%

---

1 2
-----

20.00%

20.00%

4

5

1

2

3

**13**

**1.**

1

2

**2.**

**14**

1.

1

2

2.

1

2

3.

1

22

2

22

3

22

4

5

22

4.

1

2

3

4

1

22

2

1

2

5.

2

3

1



**18**

1.

1

2

3

2.

3.

3

4.

**19**

**20**

**21**

**1**

1

2

1

	50	
	5	

2

**2**

1

2

1

2

3

4

5

22

23

1

1

2

	5
	3-5
	10
	5
	5

24

1

2

**3**

**4**

**25**

1.

2.

**26**

1.

2.

3

4

5

6

1

2

3.

4.

**27**

**28**

1.

2.

1

2

3.

- 1
- 2
- 3
- 4

- 1
- 2

**29**

**1**

1.

1

2.

**2**

1.

1

2.

**30**

/

( )

1.

1

2

2.

1

2

3

**31**

**1**

1

2

2

1

2

32

33

1

15	2017 5 10 16 2017	2017 8 25
	2017 4 28 42	2018 3 20

2017 5 10  
6 12

2017 1 1

16

2017  
2017 1 1

2017 6 12  
16

2017 15

2016  
2017 4 28  
2017 5 28

25,152,073.54

42

1 6 25,152,073.54



	---
	15%
	25%
	25%
	25%
NEXGO	15%

2

1

2011 1 1 [2011]100 17%  
3%

(2)

2017 10 31 GR201744203891  
2017 15%  
2017 10 31 GR201744202283  
[2012]27  
2018 1 5  
2017 1 1 2017 12 31 15%  
2017 11 13  
GR201733003299 2017 2019 15%  
2015 10 28  
, GF201543000485  
2017 15%  
2017 10 31 GR201744204371  
2018 1 31  
2017 1 1 2017 12 31 15%  
2017 10 31 GR201744202118  
2018 1 16  
2017 1 1 2017 12 31 15%  
R-2015-E0088 2008 001  
2012 27 2013 43  
2017  
[2012]27  
2018 2 1  
2017 1 1 2017 12 31

3

ExaDigm,Inc? ??? ?????????? ??????? ?????? ??? ?? ?????????

0-50,000	15%
50,000-75,000	25%
75,000-100,000	34%
100,000-335,000	39%
335,000-10,000,000	34%
10,000,000-15,000,000	35%
15,000,000-18,333,333	38%
18,333,333	35%

8.84%

NEXGO

15%

**1**

	1,864,507.48	9,702.47
	1,067,075,355.36	538,624,226.75
	51,303,451.95	

3

4

1

	56,154,792.20	9,739,046.00
	4,338,825.22	4,000,000.00
	60,493,617.42	13,739,046.00

2

--	--

3

--

ASIA

UNIVERSITY

5

1

	11,768,654.42	2.52%	5,884,327.21	50.00%	5,884,327.21					
	456,076,763.01	97.48%	36,988,422.09	8.11%	419,088,340.92	306,253,853.59	100.00%	29,448,920.64	9.62%	276,804,932.95
	467,845,417.43	100.00%	42,872,749.30	9.16%	424,972,668.13	306,253,853.59	100.00%	29,448,920.64	9.62%	276,804,932.95

	11,768,654.42		5,884,327.21	50.00%
	11,768,654.42		5,884,327.21	--

1			
1	415,405,975.11	20,769,769.67	5.00%
1 2	24,233,461.11	4,846,692.23	20.00%
2 3	10,130,733.21	5,065,366.61	50.00%
3	6,306,593.58	6,306,593.58	100.00%

2

17,516,479.16

0.00

--	--	--

3

	4,092,650.50
	65,060.00
	7,900.00
	900.00
	466,400.00
	364,560.50
	413,000.00
	2,774,830.00

		2,774,830.00			
	--	2,774,830.00	--	--	--

4

		(%)	
	81,787,553.36	17.48	4,089,377.67
	59,865,261.25	12.80	4,202,625.36
	24,530,536.53	5.24	1,226,526.83
	23,444,000.00	5.01	1,172,200.00

21,950,451.78

4.69

1,097,522.59



9

1

	21,135,0	97.69%	6,129,06	29.00%	15,005,96	46,719,	98.94%	5,340,002	11.43%	41,379,188.
	29.75		0.58		9.17	191.15		.67		48
	500,000.	2.31%	500,000.	100.00%	0.00	500,000	1.06%	500,000.0	100.00%	0.00
	00		00			.00		0		

--	--	--

**3**

--	--

--	--	--	--	--	--

**4**

	8,600,000.00	28,600,000.00
	3,116,229.53	2,988,632.91
	8,621,050.29	14,554,986.81
	797,749.93	574,663.48
	500,000.00	500,907.95
	21,635,029.75	47,219,191.15

**5**

		8,600,000.00	1-2	39.75%	1,720,000.00

		500,000.00	3	2.31%	500,000.00
	--	13,961,129.30	--	64.53%	4,223,780.47

6

--	--	--	--	--

7

8

10

1

	87,818,841.64	1,779,000.50	86,039,841.14	30,976,151.35	833,800.93	30,142,350.42
	4,214,996.27		4,214,996.27	3,706,404.06		3,706,404.06
	17,359,001.17		17,359,001.17	11,123,220.41		11,123,220.41
	75,769,129.80	6,763,298.58	69,005,831.22	62,617,444.09	3,646,662.52	58,970,781.57
	30,569,273.30	800,294.22	29,768,979.08	20,107,907.05	1,980,345.24	18,127,561.81
	46,054,880.12		46,054,880.12	38,851,258.63	616,225.13	38,235,033.50
	261,786,122.30	9,342,593.30	252,443,529.00	167,382,385.59	7,077,033.82	160,305,351.77

4

1

5

2

	833,800.93	1,172,968.73		227,769.16	1,779,000.50
	3,646,662.52	4,542,042.77		1,425,406.71	6,763,298.58
	1,980,345.24	435,663.48		1,615,714.50	800,294.22
	616,225.13	70,747.38			686,972.51
	7,077,033.82	6,221,422.36		3,268,890.37	686,972.51
					9,342,593.30

3

4

--	--

11

25%	489,269,960.76			2018 01 04

		871,087.20
	4,285,677.37	19,098,353.98
	4,284,095.98	145,614.24
	20,000,000.00	
	28,569,773.35	20,115,055.42

14

1

	50,000,000.00		50,000,000.00	50,240,000.00		50,240,000.00
	50,000,000.00		50,000,000.00	50,240,000.00		50,240,000.00
	50,000,000.00		50,000,000.00	50,240,000.00		50,240,000.00


2

--	--	--	--	--

3

	240,000.00		240,000.00	0.00					10.00%	
	50,000,000.00			50,000,000.00					5.00%	
	50,240,000.00		240,000.00	50,000,000.00					--	

---

**4****5****15****1****2****3****16****1**

17

										0.00	
										0.00	
										0.00	
	7,884,722 .19		-3,622,43 2.27	-4,262,28 9.92						0.00	
	518,047,1 13.90			3,576,518 .51	-9,911,17 1.65	-489,269, 960.76	-22,442,5 00.00			0.00	
	525,931,8 36.09		-3,622,43 2.27	-685,771. 41	-9,911,17 1.65	-489,269, 960.76	-22,442,5 00.00			0.00	
	525,931,8 36.09		-3,622,43 2.27	-685,771. 41	-9,911,17 1.65	-489,269, 960.76	-22,442,5 00.00			0.00	

1. ( 30% 2017 11 13

30% 4,100,000.00 2017 12 31

2. ( 25% 2017 11 13

25% 500,000,000.00 2017 12 31  
2018

18

1

2

3

--	--	--	--

19

1

				POS		
1.	388,804,536.60	2,647,527.18	6,725,486.28	6,359,187.81	28,718,266.14	433,255,004.01
2.		113,576.93	76,168.10	2,372,536.19	3,845,191.38	6,407,472.60
1		113,576.93	76,168.10	2,372,536.19	3,845,191.38	6,407,472.60
2						
3						
3.	100,350.80	433,419.04		5,292,035.44	2,913,535.50	8,739,340.78
1		433,419.04		736,853.96	2,913,535.50	4,083,808.50
	100,350.80			4,555,181.48		4,655,532.28
4.	388,704,185.80	2,327,685.07	6,801,654.38	3,439,688.56	29,649,922.02	430,923,135.83
1.	4,982,735.69	1,841,576.08	5,676,483.52	1,705,311.62	16,330,081.92	30,536,188.83
2.	9,237,255.89	268,757.44	470,959.71	1,054,905.62	3,465,275.82	14,497,154.48
1	9,237,255.89	268,757.44	470,959.71	1,054,905.62	3,465,275.82	14,497,154.48
3.		411,748.08		1,397,989.81	2,767,053.81	4,576,791.70

1		411,748.08		496,156.39	2,767,053.81	3,674,958.28
				901,833.42		901,833.42
4.	14,219,991.58	1,698,585.44	6,147,443.23	1,362,227.43	17,028,303.93	40,456,551.61
1.						
2.						
1						

5

	17,219,566.71	

1. 357,264,627.51

2.

20

1


2

--	--	--	--	--	--	--	--	--	--	--	--	--

3

--	--	--

21

--	--	--

22

--	--	--

23

1

2

24

25

1

5

1.	20,564,938.80	44,943,157.89		28,142,258.25	30,557.36	93,680,912.30
2.				2,972,514.91		2,972,514.91
1				2,972,514.91		2,972,514.91
2						
3						
3.						
1						

4.	20,564,938.80	44,943,157.89		31,114,773.16	30,557.36	96,653,427.21
1.	2,055,593.64	14,981,052.63		7,740,180.55	10,185.79	24,787,012.61
2.	411,318.72	9,987,368.42		5,962,783.61	6,790.53	16,368,261.28
1	411,318.72	9,987,368.42		5,962,783.61	6,790.53	16,368,261.28
3.						
1						
4.	2,466,912.36	24,968,421.05		13,702,964.16	16,976.32	41,155,273.89
1.						
2.						
1						
3.						
1						
4.						
1.	18,098,026.44	19,974,736.84				



5

5

2017 12 31

= / (1- )

ExaDigm, Inc 3,607,110.37  
1,840,654.90

28



	151,182,200.76	22,582,058.09	141,706,134.80	34,108,402.04
--	----------------	---------------	----------------	---------------

2

	32,365,448.70	4,854,817.31	46,549,075.06	6,982,456.05
	32,365,448.70	4,854,817.31	46,549,075.06	6,982,456.05

3

		22,582,058.09		34,108,402.04
		4,854,817.31		6,982,456.05

4

	8,950,665.15	41,832,650.64
		20,708,494.05
	16,778,628.13	20,464,737.30
	25,729,293.28	83,005,881.99

5

--	--	--	--

POS

POS

30

	351,460,199.90	0.00
	279,031.00	824,850.00
	287,930.71	0.00
	352,027,161.61	824,850.00

2017 11 20

71,000.00

100%

2017

2017 12 31

350,000,000.00

31

1

	606,000,000.00	16,000,000.00
	68,032,183.33	1,179,084.73
	674,032,183.33	17,179,084.73

SZ03

20170011

10,000.00

SZ03

20170011-11

2017 8 9

SZ0310120170055

7,000.00

2017 12 31

2017 9 18

SX161417000749

10,000.00

BZ161417000049

2017 12 4

JK161417000060

10,000.00

2017 12 31

2017 12 13

0453551

15,000.00

0453551-001

			0453551-002	0453551-003
		2017 12 14		
0453893		15,000.00	2017 12 31	
2017 12 14				2017
0000079		9,000.00		
		2017		0000079
	2017 12 14			
2017	0000079-1		6,000.00	2017 12 31
2017 6 22				
	2017	0007		20,000.00
		2017	0003	
			2017	0003
	2017 7 6			0010
	7,000.00	2017 12 31		
2017 6 28				
	BC2017062800001539			28,571.00
				ZB7910201700000012
ZB7910201700000013				
2017 12 14		79192017280124		2,000.00
2017 12 31				
2017 12 14				
	2017	0000080		8,000.00
				2017
0000080				2017 12
14	2017	0000080-1		4,000.00
	2017 12 31			
2017 9 18				
	SX161417000751			8,000.00
				BZ161417000045
				2017 12 29
JK161417000067			8,000.00	2017 12 31
1,600.00				
2017 12 14				2017
0017320586-01		7,000.00		
	2017 12 14		0017320586-01	2017
12 31		3,000.00		29,100,000.03
2017 12 14				

2017 0017320586-02 4,000.00  
 2017 12 14 2017  
 0017320586-02 2017 12 31 4,000.00  
 38,932,183.30

2

0.00

--	--	--	--	--

32

--	--	--

33

34

	79,198,336.67	1,325,908.33
	50,113,254.98	105,363,953.99
	129,311,591.65	106,689,862.32

0.00

35

1

	270,051,722.55	118,751,202.94
	2,747,533.18	15,300,953.24
	272,799,255.73	134,052,156.18

**2**      **1**

--	--	--

**5**      **5**

**138,747,099.55**

**103.50%**

**2017**

**36**

**1**

	16,580,197.35	24,370,796.68
	431,468.39	152,715.90
		1,800.00
	17,011,665.74	24,525,312.58

**2**      **1**

--	--	--

**3**

--	--

37

1

	34,343,849.66	219,405,172.76	236,531,913.40	17,217,109.02
-	165,000.00	9,674,629.11	9,427,294.11	412,335.00
	34,508,849.66	229,079,801.87	245,959,207.51	17,629,444.02

2

1	33,935,904.18	202,697,236.06	220,045,178.33	16,587,961.91
2		5,634,760.70	5,634,760.70	
3	139,700.00	5,509,183.99	5,287,738.99	361,145.00
	126,500.00	4,927,840.10	4,727,333.10	327,007.00
	9,791.14	308,056.61	290,605.61	27,242.14
	3,408.86	273,287.28	269,800.28	6,895.86
4	74,890.00	4,476,284.82	4,441,174.82	110,000.00
5	193,355.48	1,087,707.19	1,123,060.56	158,002.11
	34,343,849.66	219,405,172.76	236,531,913.40	17,217,109.02

3

1	154,000.00	9,221,542.94	8,977,437.94	398,105.00
2	11,000.00	453,086.17	449,856.17	14,230.00
	165,000.00	9,674,629.11	9,427,294.11	412,335.00

38

	15,784,783.49	5,625,004.03
	7,847,056.26	9,423,739.14
	895,278.30	2,358,944.01
	1,086,379.15	361,638.58
	776,044.26	258,972.73
	1,785,651.01	1,139,048.77
	28,175,192.47	19,167,347.26

**39**


---

	22,773,414.57	452,219,715.36
--	---------------	----------------

**2****1**

--	--	--

45

1

	160,000,000.00	
	50,000,000.00	70,000,000.00
	210,000,000.00	70,000,000.00

2016 1 2016 3 6,000.00  
 4,000.00 3 10% 2017 2,000.00 2018  
 2,000.00  
 2017 12 20,000.00 3  
 4,000.00 6,000.00  
 10,000.00 2017  
 2018 4,000.00

46

1

	398,330,615.41	397,154,334.33
	398,330,615.41	397,154,334.33

2

16	400,000,000.00	2016 4 3	396,400,000.00	397,154,334.33			1,176,281.08			398,330,615.41
112379		15								15.41
	--	--	--	396,400,000.00	397,154,334.33		1,176,281.08			398,330,615.41

---

3

4


47

1

--	--	--

48

1

--	--	--

2

--	--	--

--	--	--

--	--	--

49

--	--	--	--	--	--


50

--	--	--	--

51

	20,464,737.30	24,816,538.15	24,419,855.79	20,861,419.66	
	1,315,549.85	343,089.00	762,737.75	895,901.10	
	21,780,287.15	25,159,627.15	25,182,593.54	21,757,320.76	--

						/
--	--	--	--	--	--	---



	825,000.00		300,000.00		525,000.00	
	300,000.00				300,000.00	
	200,000.00				200,000.00	
	5,210,166.67	800,000.00	3,223,333.34		2,786,833.33	
		150,000.00	150,000.00			
		4,500,000.00	4,500,000.00			
		1,000,000.00	1,000,000.00			
		186,000.00	186,000.00			
		720,000.00	720,000.00			
		1,570,000.00	1,308,544.14		261,455.86	
		105,363.80	105,363.80			
		500,000.00	500,000.00			
		180,000.00	180,000.00			
		750,000.00	11,194.05		738,805.95	
		4,405,077.00	165,190.32		4,239,886.68	
		4,230,000.00	4,230,000.00			
		414,000.00	414,000.00			
		3,000,000.00	3,000,000.00			
		95,837.35	95,837.35			
		800,000.00				

		196,360.00	196,360.00			
		567,500.00	567,500.00			
		6,400.00	6,400.00			
	20,464,737.30	24,816,538.15	24,419,855.79		20,861,419.66	--

	455,500,000.00		10,880,000.00		444,620,000.00
			25,000,000.00		
420,235,849.04		-			
2	2017	12	31		265,486,700
				40,320	

54

1

2


55

		622,155,850.32	476,039,955.86	

	-119,750.39	-9,571,243. 97			-9,571,243. 97		-9,690,99 4.36
	282,596.85	-9,911,171. 65			-9,911,171. 65		-9,628,57 4.80
	-402,347.24	339,927.68			339,927.68		-62,419.5 6
	-119,750.39	-9,571,243. 97			-9,571,243. 97		-9,690,99 4.36

---

	561,294,229.19	526,534,530.51
--	----------------	----------------

1)			0.00
2)	0.00		
3)	0.00		
4)		0.00	
5)	0.00		

**61**

ö

--	--

---

	24,180,556.55	27,747,981.23
	5,890,746.57	7,525,134.73
	1,701,315.15	2,068,020.94

---

	18,305,537.07	1,365,521.50
	6,221,422.36	1,340,182.32
		34,198,564.91
	5,447,765.27	0.00
	29,974,724.70	36,904,268.73

**67**

--	--

	41,347,328.81	0.00
	62,543,851.26	0.00

71

	0.00	13,941,042.94	
	346,674.93	1,036,406.29	346,674.93
	0.00	61,982,123.86	
	346,674.93	76,959,573.09	346,674.93

								/
--	--	--	--	--	--	--	--	---

72

	408,850.22	428,177.09	408,850.22
	261,360.82	467,359.52	261,360.82
	1,198,435.40	31,534.85	1,198,435.40
	1,868,646.44	927,071.46	1,868,646.44

73

1

	12,124,490.07	11,205,001.54
	9,398,705.21	-20,452,345.76
	21,523,195.28	-9,247,344.22

2

	93,454,855.11
/	14,294,326.50
	-2,703,115.16
	-46,287.34
	-582,287.88
	2,419,928.92
	6,107,036.39
	11,736,395.01
	-9,702,801.16
	21,523,195.28

74

57

75

1

	7,022,241.21	7,232,412.15
	3,140,285.33	1,854,492.39
	18,861,461.15	8,679,946.91
	29,023,987.69	17,766,851.45

2

	6,842,237.99	4,710,556.65

---

	141,609,786.24	101,425,297.53
	148,452,024.23	106,135,854.18

**3**

	5,155,077.00	5,300,000.00
	480,000,000.00	106,575,089.05
	485,155,077.00	111,875,089.05

**4**

	500,000,000.00	50,000,000.00

	32,797,349.21	37,478,342.65
--	---------------	---------------

76

1

1	--	--
	71,931,659.83	144,307,975.14
	29,974,724.70	36,904,268.73
	14,497,154.48	15,417,475.53
	16,368,261.28	13,162,614.62
	3,643,422.31	2,993,640.95
	-777,584.50	
	408,850.22	428,177.09
		121,378.09
	34,538,046.74	37,060,275.16
	-448,224.27	-46,272,338.41
	11,526,343.95	-18,543,872.76
	-2,127,638.74	-1,908,473.00
	-94,665,216.54	39,588,405.49
	-201,750,224.14	129,259,449.67
	151,630,355.60	-128,339,546.78
	12,343,950.83	32,132,488.47
	47,093,881.75	256,311,917.99
2	--	--
3	--	--
	1,069,614,862.84	538,633,929.22
	538,633,929.22	388,823,193.17
	530,980,933.62	149,810,736.05

2

	--
	--
	--

3

	--
	--
	--

4

	1,069,614,862.84	538,633,929.22
	1,864,507.48	9,702.47
	1,067,075,355.36	538,624,226.75
	675,000.00	
	1,069,614,862.84	538,633,929.22

77

78

	50,628,451.95	
	357,264,627.51	

	18,098,026.44	
	425,991,105.90	--

79

1

	--	--	3,954,153.21
	278,779.84	6.5342	1,821,603.22
	--	--	97,025.03
	14,848.80	6.5342	97,025.03
	127,821.29		835,209.87
	127,821.29	6.5342	835,209.87
	183,697.33		1,200,315.09
	183,697.33	6.5342	1,200,315.09

2

80


81

1


1

--	--	--	--	--	--	--	--	--

2



3




4

5

6

2

1



2

--	--

3


3

4

5

			500	1,000,000.00	60%	60%	
			1,000	10,000,000.00	100%	100%	
			500	3,500,000.00	100%	100%	
NEXGO			22.00	--	100%	100%	

6

1

1

				100.00%		
				96.32%		
				100.00%		
			POS	100.00%		
				100.00%		
ExaDigm,Inc			POS	100.00%		
					100.00%	
				100.00%		

					100.00%	
NEXGO			POS		100.00%	

**2**

--	--	--	--	--

**3**




	--	--
	--	--

5

6

--	--	--	--

7

8

4

				/

5

6

1


---

	--	--	--	--
	--	--	--	--

2

3

4

5

6

7

8

9

1

--	--	--	--	--	--

2

3

--	--

4

	5%

5

1

/

--	--	--	--

		1,013,257.20	1,050,621.00

4

--	--	--	--	--

--	--	--	--	--

		SZ03	20170011	
	10,000.00			
		SZ03	20170011-11	
2017 5 11			584060	2017
00001		20,000.00		
		584060	2017 00003	
2017 6 22			20,000.00	,
2017		0007	2017	0003
0003			2017	
2017 9 18			SX161417000749	
	10,000.00			
	BZ161417000049			
2017 12 13			0453551	
15,000.00				
		0453551-001	0453551-002	0453551-003
2017 12 14			2017	
0000079		9,000.00		
		2017	0000079	
2017 6 28				
	BC2017062800001539		28,571.00	

ZB7910201700000012

ZB7910201700000013

1,600.00

2017 5 11

SZ03 20170013

7,000.00

SZ03

20170013-11

SZ03 20170013-12

2017 12

20,000.00 3

4,000.00

6,000.00

10,000.00

2017

1700102

5


6

--	--	--	--	--

7

--	--	--	--	--

8

6

1


--	--	--	--	--	--

2

--	--	--	--

7

8

1

	2,756,630.24
	23,105,887.88
	0.00
	7.476      2017 5 9
	2018 5 9      31.671
	2018 1 5      2019 1 5
	24.691      2018 5 15      2020 5
	15

2

	Black-Scholes
	107,617,939.31
	12,343,950.83

3

4

1.

2014 2 20

<

2014

>

2014

4 9

<

2014

>

2014 4 29

2014

<

2014

>

<

2014 5 9

2014 7 3

2015

1 26

2015 2 2

2015 6 19

24,000

2015 12 30

2014

9,618,240

2016 5 30

2014

2015

2016 5

2015

9,830,000

7.535 7.476

2.

2015 12 1  
 < 2015 > <  
 2015 > <  
 2015 >  
 2015 12 17 2015 <  
 2015 > <  
 2015 > < 2015  
 > 2015  
  
 2016 5 30  
 2015 2015  
 2016 5 20 2015  
 2015 31.78 31.73  
 2016 12 28  
 2015  
  
 2017 4 7 6,180,000  
 2015 28  
  
 4,220,000  
 2017 4 17 2015  
 2015 422,000  
 3,798,000  
 2017 4 24 2015 422,000 2017 4  
 24  
 2017 6 6 2015  
 2015 2015  
 2016 2017 6 1 2015  
 31.73 31.671  
 2018 1 26 2015  
 2015 17 2015  
 2015 540,000  
 2015 3,258,000

3.

2017 4 24

	<	<	2017	2017	>	>
		2017	2016			2017
	2017 5 9				2017	
						2017
	2017 5 15				2017	
						2017
	2017 6 30			2016		
		2017				
	2017 8 25				2017	2016
		2017		2016	2017 6 1	
		24.75	24.691		2017	
2018 1 26						
				17		
2017				2016		
		444,600			2017	
	9,555,400					
<b>5</b>						
<b>1</b>						
					4	
		2015		(	)	

2

1

2017 12 31

2

3

1

	2018 3 21		
		2017	
	2017 12 31		
	265,486,700		
	10		
	1.5		
	39,823,005		
	2017 12 31		
	265,486,700		
	10 8		
	212,389,360		

--	--	--	--

2



2

3

1

2

4


5



6

1

2



3

4

7

2017 11 20

71,000.00

100%

2017

2017 12 31

350,000,000.00

8

1

1

	52,684,9 53.02	100.00%	3,225,51 7.51	6.12%	49,459,43 5.51	113,366 ,412.95	100.00%	2,963,731 .15	2.61%	110,402,68 1.80
	52,684,9 53.02	100.00%	3,225,51 7.51	6.12%	49,459,43 5.51	113,366 ,412.95	100.00%	2,963,731 .15	2.61%	110,402,68 1.80

1			
1		12,762,705.22	638,135.26 5.00%
1 2		12,936,911.23	2,587,382.25 20.00%
		25,699,616.45	3,225,517.51 12.55%

2

261,786.36

0.00

--	--	--

3

--	--

--	--	--	--	--	--

4

		(%)	
	18,212,807.61	34.57	---
ExaDigm, Inc	8,772,528.96	16.65	---
	7,661,220.00	14.54	1,530,969.00
	7,204,563.70	13.67	794,321.51
	5,672,676.07	10.77	298,874.85
	47,523,796.34	90.20	2,624,165.36

5

6

2

1

	52,107,972.99	100.00%	4,987,853.47	9.57%	47,120,119.52	47,046,294.42	100.00%	4,384,384.93	9.32%	42,661,909.49

	52,107,972.99	100.00%	4,987,853.47	9.57%	47,120,119.52	47,046,294.42	100.00%	4,384,384.93	9.32%	42,661,909.49

1			
1		1,571,794.14	78,589.71 5.00%
1 2		9,213,966.86	1,842,793.37 20.00%
2 3		1,866,387.03	933,193.52 50.00%
3		2,133,276.87	2,133,276.87 100.00%
		14,785,424.90	4,987,853.47 33.73%

2

603,468.54

0.00

--	--	--

3

--	--

--	--	--	--	--	--

4

	517,669.36	739,443.17
		12,127,583.19
	190,837.71	177,681.27
	8,600,000.00	28,600,000.00
	37,322,548.09	5,401,586.79
	5,476,917.83	
	52,107,972.99	47,046,294.42

5

		31,261,607.00	1	59.99%	
		8,600,000.00	1-2	16.50%	1,720,000.00
		5,000,000.00	1	9.60%	
		1,159,920.00	3	2.23%	1,159,920.00
		472,560.00	1	0.91%	23,628.00
		1,464,000.00	2-3	2.81%	732,000.00
	--	47,958,087.00	--	92.04%	3,635,548.00

6

--	--	--	--	--

7

8

3

	1,898,511,904.43	22,238,365.25	1,876,273,539.18	1,839,815,306.06		1,839,815,306.06
				560,130,401.00	34,198,564.91	525,931,836.09
	1,898,511,904.43	22,238,365.25	1,876,273,539.18	2,399,945,707.06	34,198,564.91	2,365,747,142.15

1

	118,124,954.41	559,580.22		118,684,534.63		
	393,703,645.45	446,072.62		394,149,718.07		
	252,969,850.48	615,092.04		253,584,942.52		
	480,772,524.71	56,765,235.16		537,537,759.87		
	60,732,465.76	268,766.43		61,001,232.19		
ExaDigm, Inc	33,511,865.25			33,511,865.25	22,238,365.25	22,238,365.25
	500,000,000.00	41,851.90		500,041,851.90		
	1,839,815,306.06	58,696,598.37		1,898,511,904.43	22,238,365.25	22,238,365.25

2

	42,083,28 7.10		-3,622,43 2.27	-4,262,28 9.92					-34,198,5 64.91		
	518,047,1 13.90			3,576,518 .51	-9,911,17 1.65	-489,269, 960.76	22,442,50 0.00				
	560,130,4 01.00										
	560,130,4 01.00										

3

4

		136,505,842.94	102,665,152.41	407,372,289.38	296,434,912.61
		3,493,094.39	2,263,179.40	1,541,827.29	1,048,016.38
		139,998,937.33	104,928,331.81	408,914,116.67	297,482,928.99

5

		287,700,000.00	
		-685,771.41	15,762,405.16
		477,567.73	37,319,597.51
		556,500.00	34,904.11

	288,048,296.32	53,116,906.78
--	----------------	---------------

6

1

	846,302.01	
	24,419,855.79	
	802,801.37	
	-146,373.42	
	-1,113,121.29	
	2,108,143.71	
	6,097.64	
	22,695,223.11	--

1

1

2

		/	/
	4.46%	0.29	0.29
	3.05%	0.21	0.21

3

1

2

3

4

2017